

# Hills Home Hub Single Channel Modulator

## Description:

The single channel modulator converts composite video and audio signals to a user-programmed UHF TV channel that can be viewed throughout the house when used in conjunction with a suitable RF splitter. When that RF splitter is used with IR over Coax targets then this modulator is also able to extract the IR signal to remotely control the modulated device (e.g. DVD player).

## Installation:(see Fig. 1)

To install the module, simply insert tabs to the holes located in the Hills Home Hub. Press down and slide the module towards the left to lock it in at the desired position.

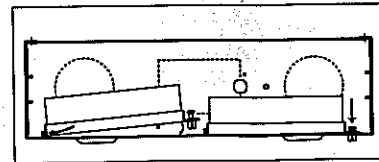


Fig.1

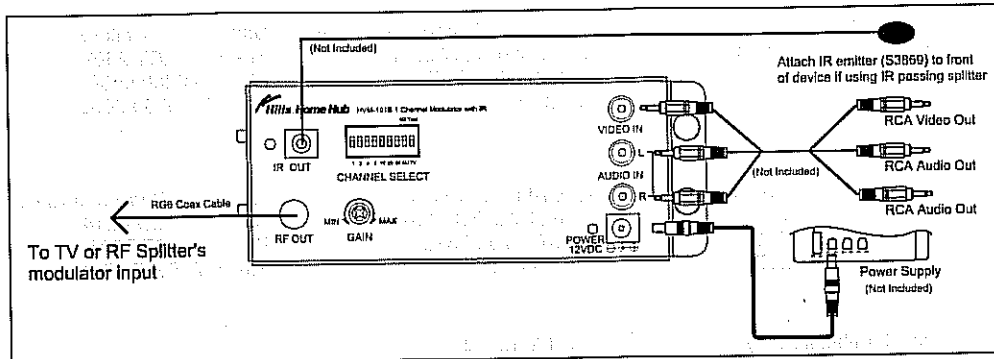


Fig.2

## Operation: (Fig. 2)

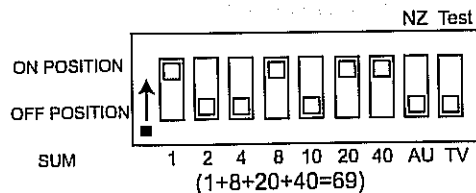
1. Program the modulator - See "Channel Programming" section.
2. Connect the input A/V source (e.g. DVD player) using RCA leads.
3. Connect the coaxial cable from output port labeled "RF OUT" to a modulator input on splitter (sometimes labeled AUX).
4. A DC power cord is included to connect to the Hills Home Hub Power Supply Module.
5. Power on the modulator by turning on the Power Supply Module.

## Channel Programming:

1. Power off the modulator.
2. Set operating region to Australia or New Zealand.
3. Set desired channel by adding up the numbers displayed on DIP switch at ON position.

	UHF
Channel Ranges	21~69

4. For example this sets UHF Channel 69 in Australia:



5. NOTE - Move Test switch to on position to generate test signal at the selected channel.
6. NOTE - DO NOT select a channel that is already used or adjacent to any other broadcast channel and modulated sources. Allow at least one blank channel between each modulated source and existing TV channels. E.g. If channel 30 is selected, then channel 29 and 31 must not have any broadcasts on them.

## Specification:

RF	
Output Frequency Range	470~860MHZ
Output Channel Range	UHF 21~69
Output Level	25dBmV max (~85dBuV max)
Output Impedance	75Ω
VIDEO	
Input Level	< 0.5Vp-p
Input Impedance	75Ω
SNR	> 50dB
AUDIO	
Input Level	< 500mV
Input Impedance	10KΩ
SNR	> 50dB
POWER	DC 12V, 100mA



Unit 22, 670 Gympie Rd Lawnton  
www.technorx.com.au  
Ph: 07 3881 2060